



# Embody<sup>®</sup> Chair

Seating



## Environmental Product Declaration

Date of Issue: September 29th, 2021

Date of Expiration: September 29th, 2026

### Product Category Rules

BIFMA PCR for Seating, UNCPC 3811

INSIDE/INSIDE PCR Furniture, v1.1 and Horizontal PCR v1.2

ISO 14025/14040/14044 and EN 15804

### Functional Unit

1 seat maintained for a 10-year period (1 Embody Chair)

This EPD was not written to support comparative assertions. EPDs based on different PCRs or different calculation models may not be comparable. When attempting to compare EPDs or life cycle impacts of products from different companies, the user should be aware of the uncertainty in the final results due to and not limited to the practitioner's assumptions, the source of the data used in the study, the specifics of the product modeled, and the software tool used to conduct the study.

**HermanMiller**



[www.hermanmiller.com/contact](http://www.hermanmiller.com/contact)



Certified  
Environmental  
Product Declaration  
[www.nsf.org](http://www.nsf.org)

Environmental Product Declaration

# Embody<sup>®</sup> Chair

Program Operator	NSF Certification LLC 789 N. Dixboro, Ann Arbor, MI 48105 www.nsf.org	
Manufacturer Name and Address	Herman Miller 855 East Main Ave. PO Box 302 Zeeland, MI 49464-0302 USA	
Declaration Number	EPD10636	
Declared Product and Functional Unit	Embody Chair (all product codes starting with CN11, CN12, or CN13) Functional Unit: 1 unit of seating for 1 individual maintained for 10 years	
Reference PCR and Version Number	BIFMA PCR for Seating INSIDE/INSIDE Horizontal PCR v1.2 INSIDE/INSIDE PCR Furniture v1.1	
Product's intended Application and Use	Office Chair	
Product RSL	10 years	
Markets of Applicability	North/South America, EMEA, APAC	
Date of Issue	September 29 <sup>th</sup> , 2021	
Period of Validity	5 years from date of issue	
EPD Type	Product Specific	
Intended Audience	Business-to-Business, Business-to-Consumer	
Range of Dataset Variability	N/A	
EPD Scope	Cradle to Grave	
Year of reported manufacturer primary data	2018	
LCA Software and Version Number	GaBi 9.5.0.43	
LCI Database and Version Number	GaBi Database, Service Pack 40	
LCIA Methodology and Version Number	TRACI 2.1 CML 2001-Oct 2012	
The PCR review was conducted by:	Review Panel Chaired by Dr. Thomas Gloria	
This declaration was independently verified in accordance with ISO 14025: 2006. The INSIDE/INSIDE Horizontal PCR v1.2, based on CEN Norm EN 15804 (2012), serves as the core PCR, with additional considerations from the INSIDE/INSIDE PCR Furniture and the BIFMA PCR for Seating. <input type="checkbox"/> Internal <input checked="" type="checkbox"/> External	Tony Favilla tfavilla@nsf.org 	
This reference life cycle assessment was conducted in accordance with ISO 14044 and the reference PCRs:	Herman Miller Background Report for LCA/EPD Creation Tool v1.6 Matt Van Duinen - WAP Sustainability Consulting matt@wapsustainability.com	
This life cycle assessment was independently verified in accordance with ISO 14044 and the reference PCR by:	Jack Geibig - EcoForm jgeibig@ecoform.com	
References	BIFMA PCR for Seating: UNCPC 3811. Version 3 ISO 14025/40/44; 2006 EN 15804:2012+A1; 2013 INSIDE/INSIDE Horizontal PCR v1.2 INSIDE/INSIDE PCR Furniture v1.1 Herman Miller Background Report for LCA/EPD Creation Tool v1.6	
<p>Limitations: Environmental declarations from different programs (ISO 14025) may not be comparable. Comparison of the environmental performance of Products using EPD information shall be based on the product's use and impacts at the building level, and therefore EPDs may not be used for comparability purposes when not considering the building energy use phase as instructed under this PCR. Full conformance with the PCR for Products allows EPD comparability only when all stages of a life cycle have been considered. However, variations and deviations are possible". Example of variations: Different LCA software and background LCI datasets may lead to differences results for upstream or downstream of the life cycle stages declared.</p>		

## Product Description

Designed by Bill Stumpf and Jeff Weber

You feel Embody's Pixelated Support™ the moment you sit down—a sense that you are floating, yet perfectly balanced. The seat distributes your weight evenly while supporting your body's micro-movements. The narrow backrest allows you to move freely and naturally as it automatically adjusts to support a full range of seated postures. By reducing seated pressure and encouraging freedom of movement, Embody allows blood and oxygen to flow more freely, which helps keep you focused. Form doesn't just follow function with Embody. Function is on full display. The chair's highly technical structures—such as the spine-like BackFit™, with its visible H-flexors—show how it bends to encourage seated movement. Embody is purposeful design that creates harmony between your mind and body, and between your body and your work.



### Company Description

Herman Miller creates inspiring designs to help people do great things at work, for learning, for wellness, at home, wherever people are. Our designs and the designers who work with us solve real problems for people and their organizations. This way of thinking about design has led us to be recognized as an innovator in furnishings, personal work accessories, and strategic services.

### Our Sustainability Goals

We will be Resource Smart, Eco-inspired, and Community Driven.

#### Resource Smart

- Zero Waste
- Net Zero Water
- Net Zero Energy

#### Eco-inspired Design

- All products designed for the environment
- All products BIFMA level 3 certified
- Closed-Loop recycling of used product

#### Community Driven

- All employees engaged in Earthright
- All suppliers committed to being Resource Smart

### Supplier Support

At Herman Miller, we are committed to working closely with our suppliers to reduce our collective impact on the environment. We encourage our suppliers to minimize their operations' environmental impacts and require they assist us in decreasing our facilities' environmental effects.

### Manufacturing Location

10201 Adams St, Holland, MI 49423, United States

### Warranty

Backed by Herman Miller's 12-year, 24/7 warranty

### Design for the Environment Criteria

Our commitment to corporate sustainability naturally includes minimizing the environmental impact of each of our products. Our Design for the Environment team applies environmentally sensitive design standards to both new and existing Herman Miller products, and goes beyond regulatory compliance to thoroughly evaluate new product designs in key areas:

- **Material Chemistry and Safety of Inputs**  
What chemicals are in the materials we specify, and are they the safest available?
- **Disassembly**  
Can we take products apart at the end of their useful life, to recycle their materials?
- **Recyclability**  
Do the materials contain recycled content, and more importantly, can the materials be recycled at the end of the product's useful life?
- **Life Cycle Assessment (LCA)**  
Have we optimized the product based on the entire life cycle?

### Product Environmental Data

36% Recycled Content

21% Post Consumer

15% Pre-Consumer

Up to 93% Recyclability \*

\*Based on availability of recycling facilities.

### Environmental Certifications

BIFMA level™ 3

Indoor Advantage™ Gold

### Packaging

Returnable packaging is available.

Additional information, including installation and recycling instructions, can be found at <https://www.hermanmiller.com/products/seating/office-chairs/embody-chairs/pro-resources/>

# Embody<sup>®</sup> Chair

## MATERIAL DECLARATION

### Functional Unit

One unit of seating (office chair) for one individual, maintained over a 10-year period, including packaging materials used for the final assembled product.

### Reference Flow and Product Specifications

One Embody Chair (product number CN122AWAAG1G1C73014) with adjustable height, back, arms, and seat, aluminum base, casters, and upholstered seat was modeled for this EPD. This office chair is determined to be a representative product based on sales of the variations and is considered to be a conservative estimate. Note: the Herman Miller X Logitech G Embody Gaming Chair is not covered by this EPD.

### System Boundary

Cradle-to-Grave

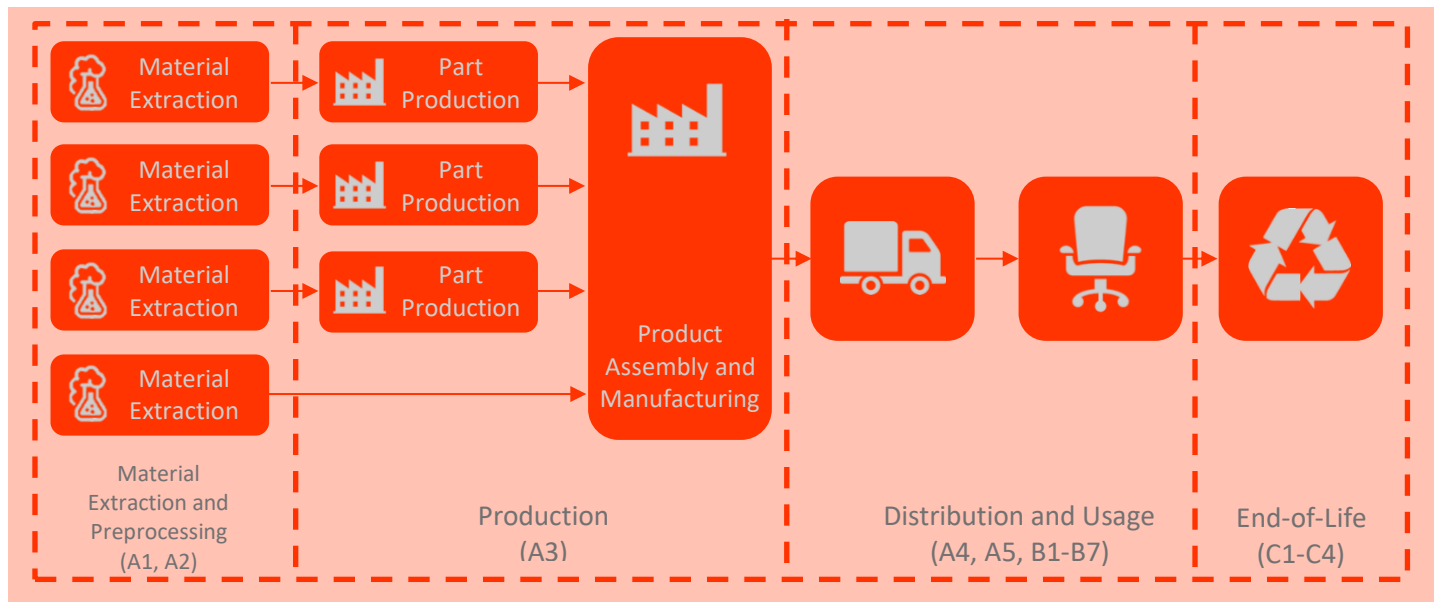
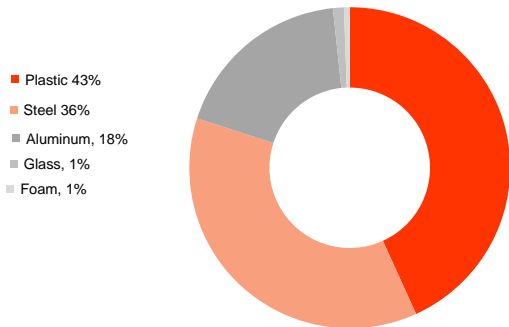
### Content Declaration

The table to the right details the materials included in the product, summarized in the chart below. In order to achieve the functional unit, 1 product is required.

Material	Mass (kg)	Mass (%)	Resource
Steel	8.46	36%	Recycled Content
Polyamide 6 (PA6)	4.30	19%	Virgin Non-renewable and Recycled Content
Aluminum	4.23	18%	Recycled Content
Polyamide 6/6 (PA66)	1.22	5%	Virgin Non-renewable
Thermoplastic Elastomer (TPE)	1.13	5%	Virgin Non-renewable
Polypropylene/EPDM	0.91	4%	Virgin Non-renewable
Polyethylene Terephthalate (PET)	0.69	3%	Virgin Non-renewable
Acrylonitrile Butadiene Styrene (ABS)	0.65	3%	Virgin Non-renewable
Polypropylene (PP)	0.48	2%	Virgin Non-renewable
Polyoxymethylene (POM)	0.37	2%	Virgin Non-renewable
Fiberglass	0.25	1%	Recycled Content
Other Materials	0.54	2%	Virgin Non-renewable
<b>Total</b>	<b>23.23</b>	<b>100%</b>	

Packaging*	Mass (kg)	Mass (%)	Resource
Corrugate	4.94	97%	Recycled Content
PE Film	0.10	2%	Virgin Non-renewable
PP Banding (Polypropylene)	0.03	1%	Virgin Non-renewable
<b>Total</b>	<b>5.06</b>	<b>100%</b>	

\*Returnable/reusable shipping blankets also available



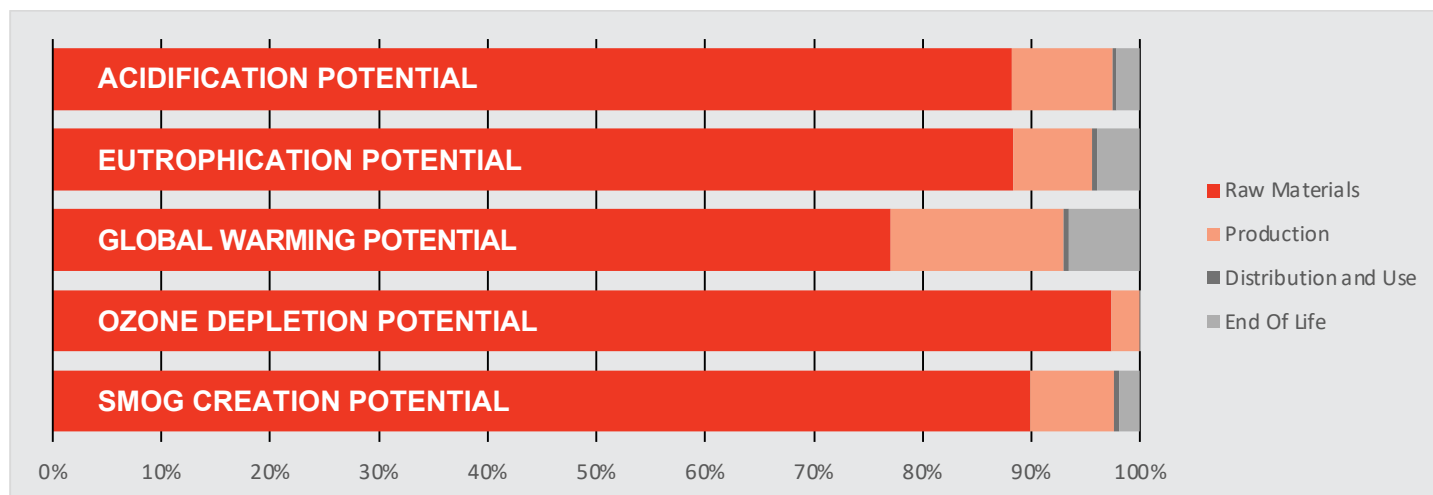
Overview of Life Cycle Stages

## Life Cycle Impact Assessment – BIFMA PCR for United States Production

Environmental Impacts were calculated using the GaBi software platform. Impact results according to the BIFMA PCR have been calculated using TRACI 2.1 characterization factors, as well as LCI indicators for primary energy and water usage. Results presented in this report are for 1 seat maintained for 10 years. Additionally, the results are relative expressions and do not predict impacts on category endpoints, the exceeding of thresholds, safety margins, or risks.

LCIA Impact Category	Unit	Total	Raw Material Production	Product Production	Distribution and Retail	End of Life
 Acidification Potential	kg SO <sub>2</sub> eq	2.73E-01	2.41E-01	2.53E-02	1.09E-03	5.88E-03
 Eutrophication Potential	kg N eq	2.82E-02	2.49E-02	2.03E-03	1.31E-04	1.12E-03
 Global Warming Potential	kg CO <sub>2</sub> eq	9.78E+01	7.54E+01	1.56E+01	4.28E-01	6.43E+00
 Photochemical Ozone Creation Potential (Smog)	kg O <sub>3</sub> eq	4.75E+00	4.27E+00	3.68E-01	2.44E-02	8.99E-02
 Ozone Depletion Potential	kg CFC-11 eq	2.59E-09	2.52E-09	6.69E-11	9.72E-17	3.49E-15
LCI Impact Category	Unit	Total	Raw Material Production	Product Production	Distribution and Retail	End of Life
 Primary Energy Demand (Renewable and Non-Renewable)	MJ (net cal value)	2.07E+03	1.78E+03	2.62E+02	5.58E+00	2.20E+01
 Fresh Water Consumption	kg	3.70E+02	3.00E+02	5.62E+01	1.03E+00	1.33E+01

### Life Cycle Impacts of Embody



## APPENDIX: INSIDE/INSIDE PCR

In addition to the previous results, impact results according to the INSIDE/INSIDE PCR Furniture have been calculated using CML characterization factors, as well as LCI indicators required by EN 15804. Results presented in this report are relative expressions and do not predict impacts on category endpoints, the exceeding of thresholds, safety margins, or risks.

### Modeling Assumptions

In order to comply with the INSIDE/INSIDE PCR Furniture, several modeling assumptions had to be altered from the previous BIFMA PCR-based results, as outlined here. The transportation to customer has been reduced to 1km by truck, the expected periods for modules B1, B2, and B3 are 1 year, the end-of-life scenarios are based on specific PCR requirements, and Module D is included to calculate the benefits from the end-of-life scenarios including recycling materials, landfill gas capture, and waste-to-energy. Due to these modeling assumption differences with the BIFMA PCR, the results shown here are not comparable with the results presented previously.

Functional Unit

Parameter	Value
Declared Unit	1 Unit
Number of Occupants	1
Reference Service Life Required	10 years

A4: Transport to the Building Site

Parameter	Value per functional unit
Transportation Type	Diesel Truck
Fuel Consumption	3.45e-03 kg
Distance	1 km for results calculation (1500 km estimated value)
Capacity Utilization	61%

A5: Installation in the Building

Parameter	Value per functional unit
Packaging Waste Produced	5.06 kg

Reference Service Life

Parameter	Value per functional unit
Reference Service Life	10 Years
Design Application Parameters	Use as indicated in product brochure and warranty
Declared Product Properties	Properties given in product description on page 4

End-of-Life

Parameter	Value per functional unit
Weight of Product Collected	28.3 kg
Weight to Recycling	7.95 kg
Weight to Energy Recovery	4.07 kg
Weight to Landfill	16.28 kg
Distance to Recycling	50 km
Distance to Energy Recovery	100 km
Distance to Landfill	50 km

### Environmental Cost Indicators

To achieve a single environmental cost indicator for environmental impact, it is necessary to value and combine scores from the environmental indicators in use. Utilizing the INSIDE/INSIDE methodology found in the v1.2 Horizontal PCR, the Environmental Cost Indicators are found below:

- United States Production - € 6.73

### Life Cycle Stages

The results are provided according to the following life cycle modules:

Module	Description	Module	Description	Module	Description
A1	Product Stage: Raw Material Supply	B1	Use Stage: Use	C1	EOL: Deconstruction
A2	Product Stage: Transport	B2	Use Stage: Maintenance	C2	EOL: Transport
A3	Product Stage: Manufacturing	B3	Use Stage: Repair	C3	EOL: Waste Processing
A4	Construction Process Stage: Transport	B4	Use Stage: Replacement	C4	EOL: Disposal
A5	Construction Process Stage: Installation	B5	Use Stage: Refurbishment	D	Benefits beyond system
		B6	Operational Energy Use		
		B7	Operational Water Use		

**LCA Results – United States Production**

**CML Results – United States Production – 1 Seat maintained for 10 Years**

Impact Category	A1-A3	A4	A5	B1	B2	B3	B4	B5	B6	B7	C1	C2	C3	C4	D
ADP-elements [kg Sb eq]	4.88E-04	1.12E-07	1.81E-09	0.00E+00	0.00E+00	0.00E+00	0.00E+00	0.00E+00	0.00E+00	0.00E+00	0.00E+00	1.11E-07	0.00E+00	6.92E-08	-1.06E-04
ADP-fossil fuel [MJ]	1.22E+03	4.31E+00	1.79E-01	0.00E+00	0.00E+00	0.00E+00	0.00E+00	0.00E+00	0.00E+00	0.00E+00	0.00E+00	4.26E+00	0.00E+00	1.37E+01	-1.23E+02
AP [kg SO <sub>2</sub> eq]	2.37E-01	7.57E-04	3.92E-05	0.00E+00	0.00E+00	0.00E+00	0.00E+00	0.00E+00	0.00E+00	0.00E+00	0.00E+00	7.49E-04	0.00E+00	3.17E-03	-3.12E-02
EP [kg Phosphate eq]	3.57E-02	2.07E-04	2.51E-05	0.00E+00	0.00E+00	0.00E+00	0.00E+00	0.00E+00	0.00E+00	0.00E+00	0.00E+00	2.05E-04	0.00E+00	2.31E-03	-6.25E-03
GWP [kg CO <sub>2</sub> eq]	9.09E+01	3.64E-01	6.43E-02	0.00E+00	0.00E+00	0.00E+00	0.00E+00	0.00E+00	0.00E+00	0.00E+00	0.00E+00	3.61E-01	0.00E+00	6.07E+00	-7.55E+00
ODP [kg CFC 11 eq]	2.59E-09	6.22E-17	3.49E-17	0.00E+00	0.00E+00	0.00E+00	0.00E+00	0.00E+00	0.00E+00	0.00E+00	0.00E+00	6.16E-17	0.00E+00	3.43E-15	-7.35E-13
POCP [kg Ethene eq]	2.41E-02	-2.57E-04	9.96E-07	0.00E+00	0.00E+00	0.00E+00	0.00E+00	0.00E+00	0.00E+00	0.00E+00	0.00E+00	-2.54E-04	0.00E+00	3.54E-04	-3.03E-03

ADP=Abiotic Depletion Potential; AP=Acidification Potential; EP=Eutrophication Potential; GWP=Global Warming Potential; ODP=Ozone Depletion Potential; POCP=Photochemical ozone creation potential

**Resource Use and Waste – United States Production – 1 Seat maintained for 10 years**

Impact Category	A1-A3	A4	A5	B1	B2	B3	B4	B5	B6	B7	C1	C2	C3	C4	D
RPR <sub>E</sub> [MJ]	2.24E+02	2.09E-01	1.30E-02	0.00E+00	0.00E+00	0.00E+00	0.00E+00	0.00E+00	0.00E+00	0.00E+00	0.00E+00	2.06E-01	0.00E+00	1.09E+00	-6.87E+01
RPR <sub>M</sub> [MJ]	0.00E+00	0.00E+00	0.00E+00	0.00E+00	0.00E+00	0.00E+00	0.00E+00	0.00E+00	0.00E+00	0.00E+00	0.00E+00	0.00E+00	0.00E+00	0.00E+00	0.00E+00
RPR <sub>T</sub> [MJ]	2.24E+02	2.09E-01	1.30E-02	0.00E+00	0.00E+00	0.00E+00	0.00E+00	0.00E+00	0.00E+00	0.00E+00	0.00E+00	2.06E-01	0.00E+00	1.09E+00	-6.87E+01
NRPR <sub>E</sub> [MJ]	1.81E+03	5.15E+00	2.07E-01	0.00E+00	0.00E+00	0.00E+00	0.00E+00	0.00E+00	0.00E+00	0.00E+00	0.00E+00	5.10E+00	0.00E+00	1.56E+01	-1.82E+02
NRPR <sub>M</sub> [MJ]	0.00E+00	0.00E+00	0.00E+00	0.00E+00	0.00E+00	0.00E+00	0.00E+00	0.00E+00	0.00E+00	0.00E+00	0.00E+00	0.00E+00	0.00E+00	0.00E+00	0.00E+00
NRPR <sub>T</sub> [MJ]	1.81E+03	5.15E+00	2.07E-01	0.00E+00	0.00E+00	0.00E+00	0.00E+00	0.00E+00	0.00E+00	0.00E+00	0.00E+00	5.10E+00	0.00E+00	1.56E+01	-1.82E+02
SM [kg]	7.76E+00	0.00E+00	0.00E+00	0.00E+00	0.00E+00	0.00E+00	0.00E+00	0.00E+00	0.00E+00	0.00E+00	0.00E+00	0.00E+00	0.00E+00	0.00E+00	0.00E+00
RSF [MJ]	0.00E+00	0.00E+00	0.00E+00	0.00E+00	0.00E+00	0.00E+00	0.00E+00	0.00E+00	0.00E+00	0.00E+00	0.00E+00	0.00E+00	0.00E+00	0.00E+00	0.00E+00
NRSF [MJ]	0.00E+00	0.00E+00	0.00E+00	0.00E+00	0.00E+00	0.00E+00	0.00E+00	0.00E+00	0.00E+00	0.00E+00	0.00E+00	0.00E+00	0.00E+00	0.00E+00	0.00E+00
FW [m <sup>3</sup> ]	3.56E-01	9.01E-04	1.33E-04	0.00E+00	0.00E+00	0.00E+00	0.00E+00	0.00E+00	0.00E+00	0.00E+00	0.00E+00	8.92E-04	0.00E+00	1.24E-02	-4.27E-02
HWD [kg]	1.51E-05	4.32E-10	2.86E-11	0.00E+00	0.00E+00	0.00E+00	0.00E+00	0.00E+00	0.00E+00	0.00E+00	0.00E+00	4.28E-10	0.00E+00	2.43E-09	-6.46E-08
NHWD [kg]	2.00E+00	4.67E-04	1.75E-01	0.00E+00	0.00E+00	0.00E+00	0.00E+00	0.00E+00	0.00E+00	0.00E+00	0.00E+00	4.62E-04	0.00E+00	1.75E+01	-4.20E-01
RWD [kg]	3.19E-02	1.24E-05	2.17E-06	0.00E+00	0.00E+00	0.00E+00	0.00E+00	0.00E+00	0.00E+00	0.00E+00	0.00E+00	1.22E-05	0.00E+00	2.05E-04	-4.16E-03
CRU [kg]	0.00E+00	0.00E+00	0.00E+00	0.00E+00	0.00E+00	0.00E+00	0.00E+00	0.00E+00	0.00E+00	0.00E+00	0.00E+00	0.00E+00	0.00E+00	0.00E+00	0.00E+00
MFR [kg]	1.72E+00	0.00E+00	7.95E-02	0.00E+00	0.00E+00	0.00E+00	0.00E+00	0.00E+00	0.00E+00	0.00E+00	7.95E+00	0.00E+00	0.00E+00	0.00E+00	0.00E+00
MER [kg]	0.00E+00	0.00E+00	4.07E-02	0.00E+00	0.00E+00	0.00E+00	0.00E+00	0.00E+00	0.00E+00	0.00E+00	4.07E+00	0.00E+00	0.00E+00	0.00E+00	0.00E+00
EE [MJ]	0.00E+00	0.00E+00	0.00E+00	0.00E+00	0.00E+00	0.00E+00	0.00E+00	0.00E+00	0.00E+00	0.00E+00	0.00E+00	0.00E+00	0.00E+00	0.00E+00	0.00E+00

RPR<sub>E</sub>=Renewable Primary Energy from Non-Materials; RPR<sub>M</sub>=Renewable Primary Energy from Materials; RPR<sub>T</sub>=Total Renewable Primary Energy; NRPR<sub>E</sub>=Non-Renewable Primary Energy from Non-Materials; NRPR<sub>M</sub>=Non-Renewable Primary Energy from Materials; NRPR<sub>T</sub>=Total Non-Renewable Primary Energy; SM=Use of Secondary Materials; RSF=Use of Renewable Secondary Fuels; NRSF=Use of Non-Renewable Secondary Fuels; FW=Net Use of Fresh Water; HWD=Hazardous Waste Disposed; NHWD=Non-Hazardous Waste Disposed; RWD=Radioactive Waste Disposed; CRU=Components for Reuse; MFR=Materials for Recycling; MER=Materials for Energy Recovery; EE=Exported Energy